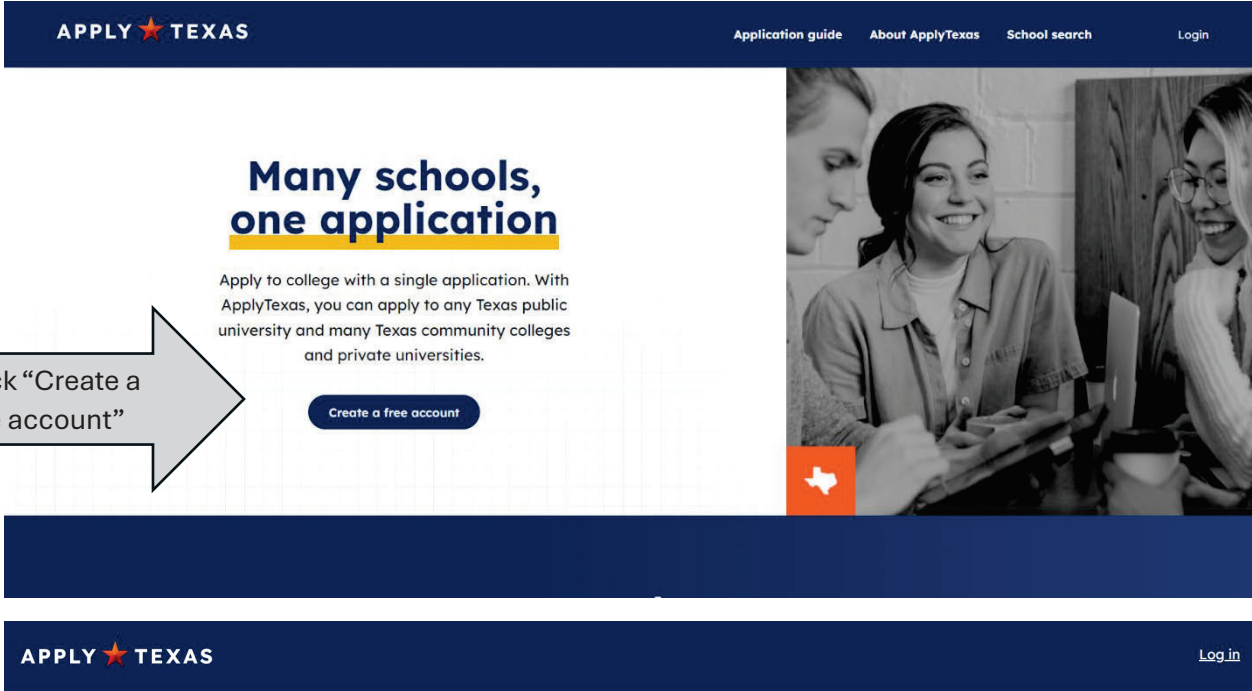


Application Steps

Website: applytexas.org



Click "Create a free account"

Create a free account

Complete the steps to create an account

Create an account

Already have an account? [Log in.](#)

With an account you can apply for admissions and transfers to any Texas public university, and a variety of Texas community colleges and private universities.

We need to confirm your identity to create an account. Enter your email address and we'll send you a verification code.

Email *

Get code

First Name *


Last Name *

Welcome to ApplyTexas

Congratulations on signing up for ApplyTexas!

Your college journey starts today. ApplyTexas allows you to apply to multiple schools using a single application. Here's how it works.

Before you start:



Discover the right degree and certificate programs for you
Visit My Texas Future to explore degree and certificate programs and compare career options. Use this information to build a list of schools that are right for you. When you're ready, return to ApplyTexas to submit your application.

[Explore programs](#)

Completing your application:



Scroll down on this page until you see “Find the right application” and click on it.

<p>Application</p> <p>Answer a few questions to help us determine the type of application you need to fill out.</p>	<p>Questions</p> <p>Core Questions are a set of common questions you can use to apply to multiple schools.</p>	<p>Apply</p> <p>Finish your application by submitting answers to school-specific questions or essays.</p>
--	---	--

Remember to:

- ✓ Gather the recommended materials listed at the start of each section.
- ✓ Take breaks as you go. You can always save and come back later.
- ✓ Take your time and carefully review what you enter.

[Go to dashboard](#)

[Find the right application](#)

High school status

Page + 1 of 3



On this page, let us know if you are in middle or high school currently and if you are applying for dual credit. We use your response to determine which application you should use.



Click "YES"

Are you currently in high school or middle school? *

YES

NO

Do you plan to apply to an undergraduate program, dual credit program, or both? *

Undergraduate program

Dual credit (e.g., taking college courses for credit while in high school)

Both (more common for 12th grade students)

You **MUST** click Undergraduate program, do **NOT** click Dual credit

[Back to dashboard](#)

[Next](#)

Have you ever taken college courses? *

YES

NO

Do you plan to apply to an undergraduate program, graduate program, or both? *

Graduate program

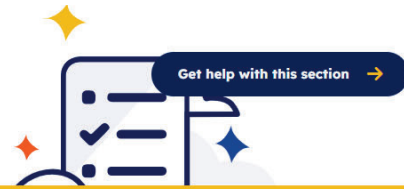
Undergraduate program

Both

You **MUST** select Undergraduate program

US citizenship

Page • 3 of 3



On this page, enter information about your citizenship status. We use your response to determine if you're applying as a domestic or international student.

Complete the US
Citizenship
questions

Are you a U.S. Citizen? *

YES

NO



Great job!

You've completed the first step in applying to a school! Based on your answers, these are the types of applications you're eligible for:



Undergraduate (4 year)

Apply to complete a Bachelor's degree as a first-year US student.



Undergraduate (2 year)

Apply to complete an Associate degree or career certificate program as a first-year US student.

Scroll down on the next page and click on Start Core Questions

Not seeing what you expected?

If the results don't include a type you were looking for, [update your responses](#).

You can also learn how your responses determine your eligibility. [?](#)



Next up: Complete Core Questions

Core Questions are a set of common questions you can use to apply to multiple schools.

[Go to Dashboard](#)

[Start Core Questions](#)

Complete all Core Questions

Core Questions

About you

Your name

Contact

Background

Military status

Foster care

Language

Household

Education and testing

Activities and achievements

About you

Here's what to expect:

To begin, we ask for your name, background, and other personal information. Schools need this information to contact you, track documents, and determine financial aid. Schools may use this information when evaluating your application.

1 Your name

Information such as first, last, middle, and preferred names

2 Contact

Contact information including phone, email, and address

3 Background

Demographic information like gender, ethnicity, and race




Documents you might need:


- Birth certificate
- Social Security number

Great job!


Step 1: You Found the Right Application.

 Use the application type(s) listed on your dashboard to apply to the school of your choice.

Step 2: You finished your Core Questions.

 You may need to come back and answer questions you skipped before submitting your application.

Scroll down and click on Search for schools

 You may need to come back and answer questions you skipped before submitting your application.



Up next: Search for schools

Search for schools you'd like to apply to. They may have some extra questions for you to answer.

[Return to your Core Questions](#)

[Search for schools](#)

School Search

The school search allows you to find colleges and universities to apply to using ApplyTexas. You can search by school name or filter based on semester, application type, and more.



Have more questions about schools?

Use the Program Explorer from My Texas Future to find more information on average tuition, enrollment, and programs offered by different schools.

[Explore programs →](#)

Type Blinn into Search school

Search school

Search major

More filters



Show only relevant applications

You MUST choose Blinn College (Two-year)

blinn

Blinn College

Blinn College (Four-year)

✓ Blinn College (Two-year)

More filters

Show only relevant applications

Choose the application with the correct Term and click View details

Blinn College (Two-year)

Undergraduate (two - year) **Fall 2024**

Requires: ✕ Essay ✕ SAT/ACT Available: ✕ Scholarship application ⓘ

App deadline

Oct 22, 2024

App opens

Aug 14, 2023

Avg. tuition ⓘ

\$4,460

Graduation rate ⓘ

28%

[Save for later](#)

[View details →](#)

Click Start your application

School search ▸ Blinn College (Two-year)

Blinn College (Two-year)

Public university

Office of Admissions and Records
902 College Avenue
Apply for ALL campuses at this address
Brenham, TX 77835

979-830-4800

Blinn College District

Undergraduate (2 year) • Fall 2024 ▾

Interested in starting a Undergraduate (2 year) program in Fall 2024? Start an application to Blinn College (Two-year).

Save for later **Start your application**

On the next page, scroll down and click next

Blinn College (Two-year)

- Application overview ▸
- Major
- School-required questions
- Essays

Blinn College (Two-year)

Public university | Brenham, TX

School website

Use this contact information to reach out to this school with questions about your application.

979-830-4800

Application overview

Delete application

Undergraduate (two - year) • Fall 2024

Requires: Essay SAT/ACT Available:

Application ID	Application fee	Application opens
740228807E	--	AUG 14 2023

Essay deadline: -- Scholarship deadline: --

Here's what to expect:
You're about to begin your application to this school. In the following sections, you may need to answer school-required questions or essays. When done, review and submit your application. ApplyTexas then sends your Core Questions, school-required questions, and essays to the school.

Back Save and come back later **Next**

Not saved

Application overview

Major

School-required questions

Essays

Choose your major

On this page, enter your first and second choice majors. Schools use your second choice major if you are not admitted to your first choice major. Schools may also use your second choice major in special cases, like consideration for honors programs.

First choice major *

Back

[Save and come back later](#)
Saved less than a minute ago

Next

Select a major and choose next

Step 1 of 3

Review application

Review application • Terms and conditions • Payment instructions

Take a moment to review the contents of your application before submitting.
Once you submit you will no longer be able to edit your application in ApplyTexas.

[Download a copy of your application](#)

Back

Next

Make sure your application information is correct and choose next

Step 2 of 3

Terms and conditions

Review application **Terms and conditions** Payment instructions



On this page, review the ApplyTexas terms and conditions. Checking the box shows you agree with the terms and conditions outlined in each statement. You must check every box to submit your application. You may print this page for your own records.

Checking the boxes at the end of this page indicates you agree with the statement below and all [ApplyTexas Terms and Conditions](#). You must check both boxes below to submit your application. Please print or save this page for your personal records.

If my application is accepted, I agree to abide by the policies, rules, and regulations at any college to which I am

Complete
the Terms
and
Conditions
page

Payment instructions

- Review application Terms and conditions **Payment instructions**



There is no application fee, but you must choose credit or debit card to continue (it will not charge you or ask for credit card information)

On this page, choose how you plan to pay the application fee.

You will pay the application fee directly to the school. If you wish to change your payment method after submitting, contact the school.

After you submit your application, you will need to pay the application fee. ApplyTexas does not collect payment. Instead, you need to send payment directly to each school. **We will send more detailed payment instructions in your confirmation email.**

Application fee: \$0

How will you be paying your application fee to this school?

- Credit or debit card**
Accepted cards are:
- Fee waiver**
Selecting this option requests a fee waiver for this school. You will need to demonstrate financial hardship to the school to receive a fee waiver.

- I understand my application is not considered complete until I have submitted payment.
- If I am denied admission, I allow the institution to share my application with other institutions that offer the same degree program.

You have now completed your application and may log out



Great Job! You're almost done.

You need to complete the next steps outlined below before your application is reviewed. You'll receive a confirmation email shortly with more details.

You completed all ApplyTexas steps!

Required next steps

Additional documents and fees for Blinn College (Two-year)